

elcometer®
NDT



MTG & PTG Range
Ultrasonic Thickness Gauges

Introducing the MTG & PTG Range

Ergonomic, rugged, accurate and easy to use, the Elcometer NDT MTG & PTG range of ultrasonic Material and Precision thickness gauges is ideal for measuring and recording material thickness from just 0.2mm (0.008") to 500mm (20").



Easy

The MTG & PTG range of ultrasonic thickness gauges has been designed specifically to make them easy to use, calibrate, take readings and create inspection reports.

Accurate

Both the MTG & PTG ranges have a measurement accuracy of up to $\pm 1\%$ across their full range. Accurate and repeatable readings can be taken on smooth, rough and curved, coated or uncoated surfaces. The stability indicator provides a visual indication of both the strength and reliability of the ultrasonic signal.



Efficient

Whilst the MTG2 and MTG4 have a set measurement repetition rate of 4Hz (4 readings per second), the MTG6, PTG6, MTG8 & PTG8 have user selectable measurement rates of 4, 8 and 16 Hz (4, 8 or 16 readings per second).

Powerful

The MTG6, MTG8 & PTG8 have data-logging functionality. The MTG6 can store up to 1,500 readings in a single batch whilst the MTG8 & PTG8 store up to 100,000 readings in up to 1,000 sequential or grid type batches, with alpha-numeric batch naming. Compatible with ElcoMaster® and ElcoMaster® Mobile App, data can be downloaded via USB or Bluetooth® direct to PC, iOS* or Android™ mobile devices for instant report generation.



Rugged

With a scratch and solvent resistant display, sealed, heavy duty and impact resistant design - dust and waterproof equivalent to IP54 - the MTG and PTG range is suitable for use in the harshest of environments.

* Compatible with iPod, iPhone and iPad

** The Elcometer MTG and PTG range is extendable within 60 days from date of purchase, free of charge to two years
www.elcometer.com

2YEAR**
WARRANTY

The Elcometer NDT MTG & PTG range has a number of measurement modes available to help the user establish the most accurate thickness value. The modes available vary between models but normally increase as the model number increases.

P-E

Pulsed - Echo Mode (P-E):

Ideal for pit and flaw detection, the total thickness from the base of the transducer to the material density boundary (typically the back wall) is measured.

E-E

Echo - Echo Mode (E-E):

Ideal for measuring thinner materials between 0.15-10.15mm (0.006 - 0.4") thick, Echo-Echo mode measures from the top surface to the material density boundary (typically the back wall).

I-E

Interface Echo (I-E):

A highly accurate measurement mode, Interface Echo displays the total thickness from the top surface to the material density boundary.

PLAS

Plastic Mode (PLAS):

A mode specifically used for measuring very thin plastics. A special graphite delay line accessory is required for this mode.

VM

Velocity Mode (VM):

Velocity mode measures the speed of sound of materials and is ideal for determining the homogeneity of a material/ally and the correct velocity of a material for calibration.

Key Features



The PTG range of Ultrasonic thickness gauges is accurate to $\pm 1\%$ from 0.15mm (0.006") to 25.40mm (1.000").



The gauges have all the features and functionality necessary to measure material thickness and velocity on virtually any material in a wide range of applications.



Main Reading

Wide range of single and dual element transducers. (See page 19)

User selectable statistics



- Battery Life Indicator
- Measurement mode (P-E, E-E, I-E, PLAS, VM)
- Velocity of material
- Stability Indicator

Menu driven soft keys



Large easy to read measurements in Metric or Imperial units.



Cross sectional 2D B-Scan, ideal for relative depth analysis.



In scan mode the gauge takes readings at a rate of 16 Hz (16 readings per second).





Red/Green LED's for Hi & Lo limit indicators

Large, easy to read scratch and solvent resistant colour display

Easy to use menus in multiple languages

Integral zero disc

Dust and waterproof rugged design equivalent to IP54

Ergonomic design for continuous use

Wide range of intelligent transducers (see page 19)



USB and Bluetooth® data output to ElcoMaster® software



PC

Android™



Made for



iPod



iPhone



iPad

available with



compatible with
ElcoMaster

The Elcometer NDT MTG & PTG range is easy to use and accurate to $\pm 1\%$. Offering 4, 8, & 16 Hz, the gauges are fast and incredibly powerful. Dust and waterproof equivalent to IP54, the MTG & PTG range is suitable for use in the harshest of environments. Data logging versions can store up to 100,000 readings and up to 1,000 Alpha-numeric, Sequential or Grid batches.

Displays explained

The Elcometer NDT MTG & PTG range has a choice of measurement modes allowing the user to select the most appropriate for their application.



The Display

All gauges have a fully customisable, scratch and solvent resistant colour LCD display. Measurement modes available include Pulsed-Echo (P-E), Echo-Echo ThruPaint™ (E-E), Interface Echo (I-E), Plastic Mode (PLAS) and Velocity mode (VM) (for more information on measurement modes, see page 3). A choice of measurement units are available, depending on the measurement mode selected. A stability indicator shows clearly both the strength and reliability of the ultrasonic signal.



Scan Mode

When enabled, users can slide the transducer over a large surface area whilst the gauge takes readings at a rate of 16 Hz (16 readings per second). During each scan, the live thickness is displayed together with an analogue bar graph showing the thickness relative to the set nominal value and any user defined limits, with audible and visual warnings if any readings fall outside the set limits. When the transducer is lifted off the surface, the average, lowest and highest thickness value is displayed making scan mode ideal for checking a sample's overall uniformity.



Run Chart

A trend graph of the last 20 readings, showing the variation in material thickness over the test area. The graph is updated automatically as each reading is taken and any readings outside the set and enabled limits are displayed in red thus allowing the user to easily identify areas where corrosion may be present or the material is too thick for purpose.



On Screen Statistics

Up to 8 statistical values can be displayed from a choice of number of readings (n), lowest, highest and average reading (Lo , Hi , \bar{x}), standard deviation (σ), low and high limit values, nominal value and range.



Velocity Mode

Velocity mode measures the speed of sound of materials and is ideal for determining the homogeneity of a material/alloy and the correct velocity of a material for calibration.

The modes available vary between models but normally increase as the model number increases.



Sequential or Grid Batching

Individual readings can be stored in up to 1,000 sequential or grid type, alpha-numeric batches, together with date and time stamp and reading location*. Users have the option to view batch readings, statistics and a graph of all readings stored within the batch. The obstruction feature (Obst)*, allows the user to record areas where measurements could not be taken.



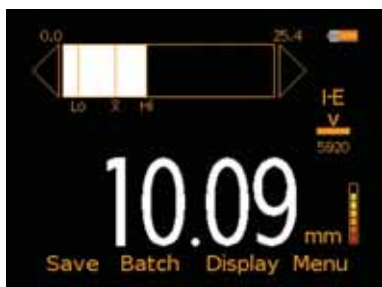
B-Scan Reading

A time based, cross sectional 2 dimensional B-Scan provides a graphical view of the material under test, ideal for relative depth analysis. The zoom of the B-Scan reading can either be set to automatic or can be defined by the user to focus on areas of interest.



Differential Mode

Once a user defined nominal thickness value has been set, the gauge displays the measured thickness together with the variation from the set nominal value thus indicating areas of the material which are thinner or thicker than expected.



Bar Graph

An analogue representation of the current measurement value together with the highest (Hi), lowest (Lo) and average (\bar{x}) reading. The graph is updated automatically when each reading is taken.



Plastic Mode

Plastic mode is specifically designed for measuring very thin plastics.

* Grid batches only

Features

P-E

- Pulsed -Echo (P-E) measurement Mode
- Pre-calibrated for measuring on steel only
- Preset measurement rate of 4 readings per second
- USB data output to PC or similar device



With automatic transducer recognition, which ensures correct probe identification even when the transducer is changed, a measurement rate of 4Hz (4 readings per second) and integral zero disc, ensuring maximum accuracy of $\pm 1\%$, the MTG2 is ideal for taking basic thickness measurements.

The MTG2 is supplied complete with 5MHz, 1/4" transducer and is pre-calibrated for measuring on steel only with a thickness range of up to 500mm (20") in Pulsed-Echo (P-E) mode. For further information on measurement modes, see page 3.

Compatible with ElcoMaster® software, individual readings can be downloaded via USB to PC or similar device for further analysis.

Packing List
 Elcometer MTG2 gauge, 5MHz 1/4" right angle transducer, couplant, wrist harness, screen protector, protective case, 2 x AA batteries, calibration certificate, two year warranty extension card, operating instructions

Features

P-E

E-E

- Pulsed-Echo (P-E) and Echo-Echo ThruPaint™ (E-E) measurement modes
- 1-Point, Material and Factory calibration options
- Preset measurement rate of 4 readings per second
- USB data output to PC or similar device



With a choice of calibration options and measurement modes, the MTG4 is ideal for taking readings on a wide range of coated and uncoated materials.

As well as all the features of the MTG2, the MTG4 has two calibration options. Using an uncoated sample of test material of a known thickness, the gauge can be calibrated using 1-Point calibration. Alternatively, the user can select one of 39 preset materials stored within the gauge including; aluminium, steel, stainless steel, cast iron, plexiglass, PVC, polystyrene and polyurethane. For a full list of materials, see page 22.

Echo-Echo ThruPaint™ (E-E) measurement mode enables readings to be taken on coated materials with a thickness range up to 20mm (0.787"). In Echo-Echo ThruPaint™ mode, the coating thickness is ignored and the material thickness from the top surface of the material to the material density boundary is displayed. For further information on measurement modes, see page 3.

Compatible with ElcoMaster® software, individual readings can be downloaded via USB to PC or similar device for further analysis.

Packing List

Elcometer MTG4, 5MHz 1/4" right angle transducer, couplant, wrist harness, screen protector, protective case, 2 x AA batteries, calibration certificate, two year warranty extension card, operating instructions



Features

P-E

E-E

VM

- Pulsed-Echo (P-E), Echo-Echo ThruPaint™ & Velocity (VM) measurement modes
- 2-Point, 1-Point, Material, Velocity, Thickness Set and Factory calibration options
- User selectable measurement rate; 4, 8, 16 readings per second
- User selectable reading resolution; 0.1mm (0.01”) or 0.01mm (0.001”)
- Scan Mode
- Readings, Selected Statistics, Bar Graph & Run Chart
- Gauge memory; single sequential batch of up to 1,500 readings
- USB and Bluetooth® data output to ElcoMaster® and ElcoMaster® Mobile App

With a choice of calibration options, measurement modes – including high speed scan mode, display options and data-logging, the MTG6 is ideal for taking readings on a wide range of coated and uncoated materials and downloading data for further analysis and reporting.

As well as all the features of the MTG2 & MTG4, the MTG6 has additional calibration options; 2-Point, Velocity and known Thickness Value.

The MTG6 offers Velocity Mode (VM) which is ideal for determining the homogeneity of a material/alloy and the correct velocity of a material for calibration. For further information on measurement modes, see page 3.

Using Scan Mode, readings can be taken at a rate of 16Hz (16 readings per second) over a large surface area. When the transducer is lifted off the surface, the average, lowest and highest thickness value is displayed making scan mode ideal for checking a sample’s overall uniformity. For further information on scan mode, see page 6.

With a user definable display, users can choose to view readings, statistical information, bar graph - an analogue representation of the current reading together with the highest (Hi) , lowest (Lo); and average (\bar{x}), reading or a run chart; a trend graph of the last 20 readings. For further information on display options, see pages 6 and 7.

The MTG6 has a single batch gauge memory and can store up to 1,500 readings. Compatible with both ElcoMaster® and ElcoMaster® Mobile App, readings can be downloaded via USB or Bluetooth® to PC, iOS or Android™ devices for further analysis and reporting.

Packing List

Elcometer MTG6DL, 5MHz 1/4” right angle transducer, couplant, wrist harness, 3 x screen protector, protective case, plastic transit case, 2 x AA batteries, calibration certificate, USB cable, ElcoMaster® Software, two year warranty extension card, operating instructions

Android™ 

Made for
 iPod  iPhone  iPad

available with
 Bluetooth
wireless technology

compatible with
 ElcoMaster

Features

P-E

E-E

VM

- Pulsed-Echo (P-E), Echo-Echo ThruPaint™ & Velocity (VM) measurement modes
- 2-Point, 1-Point, Material, Velocity, Thickness Set and Factory calibration options
- Three user programmable calibration memories
- User selectable measurement rate; 4, 8, 16 readings per second
- User selectable reading resolution; 0.1mm (0.01") or 0.01mm (0.001")
- Scan Mode
- Readings, Selected Statistics, Bar Graph, Run Chart, B-Scan & Differential Mode
- Gauge memory; stores 100,000 readings in up to 1,000 sequential or grid batches
- User definable upper and lower limits with audible & visual pass/fail warnings
- USB and Bluetooth® data output to ElcoMaster® and ElcoMaster® Mobile App



The MTG8 is the top of the range gauge with all the features and functionality necessary for measuring material thickness and velocity on virtually any material and for a wide range of applications.

As well as all the features of the MTG2, MTG4 and MTG6, the MTG8 allows users to store into memory up to three calibrations. Once saved the user can select a calibration memory without the need to re-calibrate the gauge, ideal for users who are measuring a variety of materials or thicknesses. Using the gauge's alpha-numeric function, calibration memories can be re-named to suit the calibration setting.

The MTG8 has user definable upper and lower limits with audible and visual pass/fail warnings. Limits can be set for individual readings or for each batch. If a measurement is taken which falls outside the set limits, the reading value and the limit icon turn red, the red LED flashes and the alarm beeps providing immediate indication of problem areas.

The MTG8 has Differential Mode; once a user defined nominal thickness value is set, the gauge displays the measured thickness together with the variation from the set nominal value thus indicating areas of the material which are thinner or thicker than expected.

The MTG8 offers B-Scan, a time based, cross sectional 2 dimensional graphical view of the material under test, ideal for relative depth analysis. The zoom of the B-Scan reading can either be set to automatic or can be defined by the user to focus on areas of interest.

The MTG8 can store 100,000 readings in up to 1,000 sequential or grid type batches. Using grid batching, readings are stored in a spreadsheet type format. The Obst feature, allows the user to record an obstruction within the grid.

Compatible with ElcoMaster®, PC & Mobile App, readings can be downloaded via USB or Bluetooth® to PC, iOS or Android™ devices for further analysis and reporting.

Packing List

Elcometer MTG8BDL, 5MHz 1/4" right angle transducer, couplant, wrist harness, 3 x screen protector, protective case, plastic transit case, 2 x AA batteries, calibration certificate, USB cable, ElcoMaster® Software, two year warranty extension card, operating instructions

Android™ 

Made for
 iPod  iPhone  iPad

available with
 Bluetooth
wireless technology

compatible with
 ElcoMaster.



Features

I-E

E-E

PLAS

- Interface Echo (I-E) Echo-Echo (E-E)) & Plastic Mode (PLAS) measurement modes
- Measurement range from 0.15mm (0.006") to 25.40mm (1.000")
- 2-Point, 1-Point, Material, Velocity and Factory Calibration options
- User selectable measurement rate; 4,8,16 readings per second
- User selectable reading resolution; 0.1mm (0.01") or 0.01mm (0.001")
- USB output to ElcoMaster®

When precision is key, the PTG6 has a measurement range of 0.15mm (0.006") to 25.40mm (1.000") with $\pm 1\%$ accuracy, across three measurement modes, Interface Echo (I-E), Echo-Echo (E-E), and Plastic Mode (PLAS). This gauge allows users to take measurements with pinpoint accuracy.

For further information on measurement modes, see page 3.

The PTG6 has a number of calibration options. Using an uncoated sample of test material of a known thickness, the gauge can be calibrated using 1-Point calibration. Alternatively, the user can select one of 39 pre-set materials stored within the gauge including; aluminium, steel, stainless steel, cast iron, plexiglass, PVC, polystyrene and polyurethane. For a full list of materials, see page 22.

The PTG6 also offers the additional calibration options of 2-Point & Velocity.

Compatible with ElcoMaster® software, individual readings can be downloaded via USB to PC or similar device for further analysis.

Packing List

Elcometer PTG6, 15MHz 1/4" Microdot right angle single element transducer, couplant, wrist harness, 3 x screen protector, protective case, plastic transit case, 2 x AA batteries, calibration certificate, two year warranty extension card, operating instructions

Features

I-E

E-E

PLAS

- Interface Echo (I-E) Echo-Echo (E-E) & Plastic Mode (PLAS) measurement modes
- Measurement range from 0.15mm (0.006") to 25.40mm (1.000")
- 2-Point, 1-Point, Material, Velocity & Factory Calibration options
- Three user programmable calibration memories
- User selectable measurement rate; 4,8,16 readings per second
- User selectable reading resolution; 0.1mm (0.01") or 0.01mm (0.001")
- Scan Mode
- Readings, selected statistics, Bar Graph, Run Chart, B-Scan & Differential Mode
- Gauge memory; stores up to 100,000 readings in up to 1,000 sequential or grid batches
- User definable upper and lower limits with audible & visual pass/fail warnings
- USB and Bluetooth® data output to ElcoMaster® and ElcoMaster® Mobile App



The PTG8 is the top of the range gauge with all the features and functionality necessary for measuring, with precision, material thickness on virtually any material.

With a user definable display, users can choose to view readings, statistical information, bar graph together with the highest (Hi); lowest (Lo); and average (\bar{x}); reading or a trend graph of the last 20 readings.

In Scan Mode, readings can be taken at a rate of 16Hz (16 readings per second) over a large surface area. When the transducer is lifted off the surface, the average, lowest and highest thickness values are displayed.

The PTG8 allows users to store into memory up to three calibrations. Once saved the user can select a calibration without the need to re-calibrate the gauge, ideal for users who are measuring a variety of materials or thicknesses.

Using the gauge's alpha-numeric function, calibration memories can be re-named to suit the calibration setting.

The PTG8 has user definable upper and lower limits with audible and visual pass/fail warnings. Limits can be set for individual readings or for each batch. If a measurement is taken which falls outside the set limits, the reading value and the limit icon turns red, the red LED flashes and the alarm beeps.

Packing List

Elcometer PTG8 BDL, 15MHz 1/4" Microdot right angle single element transducer, couplant, wrist harness, 3 x screen protector, protective case, plastic transit case, 2 x AA batteries, calibration certificate, USB cable, ElcoMaster® Software, two year warranty extension card, operating instructions

The PTG8 has Differential Mode; once a user defined nominal thickness value is set, the gauge displays the measured thickness together with the variation from the set nominal value thus indicating areas of the material which are thinner or thicker than expected.

The PTG8 offers B-Scan, a time based, cross sectional 2 dimensional graphical view of the material under test, ideal for relative depth analysis. The zoom of the B-Scan reading can either be set to automatic or can be defined by the user to focus on areas of interest.

The PTG8 can store 100,000 readings in up to 1,000 sequential or grid type batches. Using grid batching, readings are stored in a spreadsheet type format. The Obst feature, allows the user to record an obstruction within the grid.

Compatible with ElcoMaster® PC & Mobile App, readings can be downloaded via USB or Bluetooth® to PC, iOS or Android™ devices for further analysis and reporting.

Android™ 

Made for
 iPod  iPhone  iPad

available with
 Bluetooth®
wireless technology

compatible with
 ElcoMaster.

MTG Model Comparison

Model Number		MTG2	MTG4	MTG6	MTG8
Part Number (with transducer) ¹		MTG2-TXC	MTG4-TXC	MTG6DL-TXC	MTG8BDL-TXC
Part Number (gauge only)			MTG4	MTG6DL	MTG8BDL
Easy to use menu structure in multiple languages		■	■	■	■
Tough, impact, waterproof and dust resistant equivalent to IP54		■	■	■	■
Bright colour screen with permanent backlight		■	■	■	■
Ambient light sensor, with adjustable brightness		■	■	■	■
Scratch and solvent resistant display; 2.4" (6cm) TFT		■	■	■	■
Large positive feedback buttons		■	■	■	■
USB power supply via PC		■	■	■	■
Gauge software updates ² via ElcoMaster [®] Software		■	■	■	■
2 year gauge warranty ³		■	■	■	■
Limits: 40 definable audible & visual pass/fail warnings					■
Measurement Rate		4Hz	4Hz	4, 8, 16Hz ⁴	4, 8, 16Hz ⁴
Measurement Mode	Range⁵	Accuracy⁶			
Pulsed Echo (P-E)	0.63-500mm (0.025-20")	±0.1mm (0.63-19.99mm) ±0.5% (20.00-500.00mm)	±0.004" (0.025-0.787") ±0.5% (0.788-20.00")	■	■
Pulsed Echo (P-E)	0.63-500mm (0.025-20")	±0.05mm (0.63-9.99mm) ±0.5% (10.00-500.00mm)	±0.004" (0.025-0.393") ±0.5% (0.394-20.00")	■	■
Echo Echo ThruPaint™ (E-E)	2.54-20.00mm (0.100-0.787")	±0.1mm (2.54-20.00mm)	±0.004" (0.100-0.787")	■	
Echo Echo ThruPaint™ (E-E)	2.54-20.00mm (0.100-0.787")	±0.05mm (2.54-9.99mm) ±0.5% (10.00-20.00mm)	±0.004" (0.100-0.393") ±0.5% (0.394-0.787")	■	■
Velocity Mode (VM)	1,250-10,000m/s (0.0492-0.3937in/μs)			■	■
Measurement Units					
mm or inches		■	■	■	■
m/s, inch/μs				■	■
Repeatability / Stability Indicator		■	■	■	■
Display Mode					
Reading		■	■	■	■
Selected statistics				■	■
Scan thickness bar graph				■	■
Run Chart				■	■
Readings and Differential					■
B-Scan cross sectional display					■
Selectable Reading Resolution					
Lo; 0.1mm, 0.01 Inch, 10m/s, or 0.001 in/μs		■	■	■	■
Hi; 0.01mm, 0.001 Inch, 1m/s, or 0.0001 in/μs				■	■
Statistics					
Number of readings, n; Mean average, \bar{x} ; Standard deviation, σ .				■	■
Lowest reading, Lo; Highest reading, Hi				■	■
Low / high limit value					■
Reading Range Value					■
Nominal Value					■
Number of readings below low limit					■
Number of readings above high limit					■

MTG Model Comparison

Model Number		MTG2	MTG4	MTG6	MTG8
Part Number (with transducer) ¹		MTG2-TXC	MTG4-TXC	MTG6DL-TXC	MTG8BDL-TXC
Part Number (gauge only)			MTG4	MTG6DL	MTG8BDL
Calibration Options					
Zero (using the integral zero disc)		■	■	■	■
1 - point			■	■	■
2 - point				■	■
Material selection; 39 preset materials ⁷			■	■	■
Factory; resets to the factory calibration			■	■	■
Velocity (speed of sound)				■	■
Known thickness value				■	■
Calibration Features					
Calibration lock; with optional PIN Lock				■	■
Test calibration feature				■	■
Calibration memories: 3 programmable memories					■
Measurement outside calibration warning					■
Data Logging					
Number of readings				1,500	100,000
Number of batches				1	1,000
Sequential batching				■	■
Grid batching					■
Fixed batch size mode; with batch linking					■
Obstruct entry; add 'obst' into grid location					■
Delete last reading				■	■
Date & time stamp				■	■
Review, clear & delete batches				■	■
Alpha numeric batch names; user definable					■
Batch review graph					■
Data Output					
USB to PC		■	■	■	■
Bluetooth® to PC, Android™ & iOS devices				■	■
ElcoMaster® software				■	■
Transducer Probe Type					
Dual Element		■	■	■	■
Auto Transducer Recognition					
		■	■	■	■
Auto V-path Correction					
		■	■	■	■
Battery Type⁸					
		2 x AA	2 x AA	2 x AA	2 x AA
Battery Life⁸					
	Alkaline: 15 hours Lithium: 28 hours	■	■	■	■
Operating Temperature					
	-10 to 50° (14 to 122°F)	■	■	■	■
Size (w x h x d)					
	145 x 73 x 37mm (5.7 x 2.84 x 1.46")	■	■	■	■
Gauge Weight (including batteries)					
		210g (7.4oz)	210g (7.4oz)	210g (7.4oz)	210g (7.4oz)

¹ MTG supplied with 5MHz ¼" right angle transducer

² Internet connection required

³ The Elcometer MTG range is extendable within 60 days from date of purchase, free of charge to two years via www.elcometer.com

⁴ User selectable default setting in scan mode is 16Hz

⁵ Dependent on the material being measured and the transducer being used

⁶ On steel

⁷ See page 22 for lists of preset materials

⁸ Supplied with Alkaline, Lithium and rechargeable can be used with the gauges, continuous use at 1 reading per second

STANDARDS MTG: [ASTM E797](#), [EN 14127](#), [EN15317](#)

PTG Model Comparison

Model Number			PTG6	PTG8
Part Number (with transducer) ¹			PTG6-TXC	PTG8BDL-TXC
Part Number (gauge only)			PTG6	PTG8BDL
Easy to use menu structure in multiple languages			■	■
Tough, impact, waterproof and dust resistant equivalent to IP54			■	■
Bright colour screen with permanent backlight			■	■
Ambient light sensor, with adjustable brightness			■	■
Scratch and solvent resistant display; 2.4" (6cm) TFT			■	■
Large positive feedback buttons			■	■
USB power supply via PC			■	■
Gauge software updates ² via ElcoMaster [®] Software			■	■
2 year gauge warranty ³			■	■
Limits: 40 definable audible & visual pass/fail warnings				■
Measurement Rate			4, 8, 16Hz ⁴	4, 8, 16Hz ⁴
Measurement Mode	Range ⁵	Accuracy ⁶		
Echo Echo (EE)	0.15-10.15mm (0.006-0.400")	±0.015mm (0.15-2.99mm) ±0.5% (3.00-10.15mm)	±0.0006" (0.006-0.117") ±0.5% (0.118-0.400")	■
Interface Echo (IE)	1.65-25.40mm (0.065-1.000")	±0.015mm (1.65-2.99mm) ±0.5%(3.00-25.4mm)	±0.0006" (0.065-0.117") ±0.5% (0.118-1.000")	■
Plastic Mode (PLAS)	0.15-5.00mm (0.006-0.197")	±0.015mm (0.15-2.99mm) ±0.5% (3.00-5.00mm)	±0.0006" (0.006-0.117") ±0.5% (0.118-0.197")	■
Measurement Units				
mm or inches			■	■
Repeatability / Stability Indicator			■	■
Display Mode				
Reading			■	■
Selected statistics				■
Scan thickness bar graph				■
Run Chart				■
Readings and Differential				■
B-Scan cross sectional display				■
Selectable Reading Resolution				
Lo; 0.1mm, 0.01 Inch, 10m/s, or 0.001 in/μs			■	■
Hi; 0.01mm, 0.001 Inch, 1m/s, or 0.0001 in/μs			■	■
Statistics				
Number of readings, n; Mean average, \bar{x} ; Standard deviation, σ .				■
Lowest reading, Lo; Highest reading, Hi				■
Low / high limit value				■
Reading Range Value				■
Nominal Value				■
Number of readings below low limit				■
Number of readings above high limit				■

PTG Model Comparison

Model Number		PTG6	PTG8
Part Number (with transducer) ¹		PTG6-TXC	PTG8BDL-TXC
Part Number (gauge only)		PTG6	PTG8
Calibration Options			
1 - point		■	■
2 - point		■	■
Material selection; 39 preset materials ⁷		■	■
Factory; resets to the factory calibration		■	■
Velocity (speed of sound)		■	■
Calibration Features			
Calibration lock; with optional PIN Lock		■	■
Test calibration feature		■	■
Calibration memories: 3 programmable memories			■
Measurement outside calibration warning			■
Data Logging			
Number of readings			100,000
Number of batches			1,000
Sequential batching			■
Grid batching			■
Fixed batch size mode; with batch linking			■
Obstruct entry; add 'obst' into grid location			■
Delete last reading			■
Date & time stamp			■
Review, clear & delete batches			■
Alpha numeric batch names; user definable			■
Batch review graph			■
Data Output			
USB to PC		■	■
Bluetooth® to PC, Android™ & iOS devices			■
ElcoMaster® software		■	■
Transducer Probe Type			
Single Element		■	■
Auto transducer recognition			
		■	■
Battery Type⁸		2 x AA	2 x AA
Battery Life⁸	Alkaline : 15 hours Lithium : 28 hours	■	■
Operating Temperature	-10 to 50°C (14 to 122°F)	■	■
Size (w x h x d)	145 x 73 x 37mm (5.7 x 2.84 x 1.46")	■	■
Gauge weight (including batteries)		210g (7.4oz)	210g (7.4oz)

¹ PTG supplied with 15MHz ¼" Microdot right angle single element transducer

² Internet connection required

³ The Elcometer PTG range is extendable within 60 days from date of purchase, free of charge to two years via www.elcometer.com

⁴ User selectable default setting in scan mode is 16Hz

⁵ Dependent on the material being measured and the transducer being used

⁶ On steel

⁷ See page 22 for lists of preset materials

⁸ Supplied with Alkaline, Lithium and rechargeable can be used with the gauges, continuous use at 1 reading per second

Elcometer NDT offer a state-of-the-art range of Ultrasonic Gauge transducers.

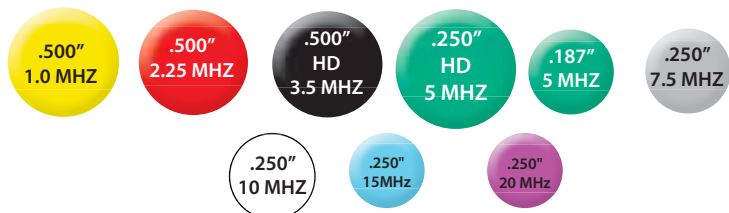
When selecting a transducer it is important to choose one which will meet the specific application's needs. The type of material to be tested, the measurement range, the shape of the substrate (curved or flat) and the size of the material should be considered when selecting the appropriate transducer.



◀ **Single Element**
Single element transducers feature a single crystal that sends and receives the pulse and are made for high frequency use.



◀ **Dual Element**
A dual element transducer consists of two crystal elements housed in the same case, separated by an acoustic barrier.



What connection does it have?

Potted: The transducer is strongly secured to the cable at the factory.

Microdot: The transducer is attached using two small screw type connectors, enabling replacement of the cable in case of accidental damage or wear.

All transducers are intelligent; when connected to the MTG or PTG range, the gauge instantly recognises what transducer has been attached.

Selecting the right transducer

Selecting the right transducer for your application is essential to maximise performance.

Choosing the right frequency and diameter

Different materials have different acoustic properties. In some a sound wave can travel easily, in others it is absorbed so achieving an accurate measurement can be difficult. To overcome this it is essential to choose the right frequency and diameter for your material.

High frequency transducers are ideal for precision measurement because the pulse they emit is highly focused, reducing the risk of return echoes outside of the measurement area. The high frequency and shorter wavelength also lends itself to measuring thin materials.

Low frequency transducers are designed for materials that absorb sound like plastics or composites. The pulse penetrates deeply into the material ensuring a strong return echo and therefore a measurement.

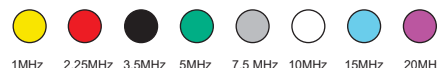
This high penetration also means that they are suitable for high material thicknesses.

Larger diameter probes feature larger crystals which transmit and receive the sound wave. A large crystal transmitter will produce a larger sound wave and a larger receiving crystal will be more sensitive.

As a result, larger transducers tend to have better penetration characteristics than the smaller ones.

If this extended range is not required, the smaller transducers can be placed more precisely and in hard to reach areas such as narrow grooves in a material.

CT = Coating Thickness
HD = High Damping
S = Standard



Dual & Single Element Transducers

Part Number	Probe Diameter	Probe Configuration	Damping	ThruPaint™	Connector Type		Suitable for measuring																
					Potted right angle	Microdot	Cast Iron	Plastics	Thin Plastics	Fibreglass	Thin Fibreglass	Steel	Glass	Aluminium	Titanium	MTG4	MTG6	MTG8	PTG6	PTG8	Calibration Certificate		
1.00 MHz Dual Element Thickness Transducer																							
TXC1M00EP-2	1/2"	Right Angle	S			•		•	•		•						•	•	•				•
2.25 MHz Dual Element Thickness Transducer																							
TXC2M25CP-2	1/4"	Right Angle	S			•		•	•		•						•	•	•				•
TXC2M25EP-2	1/2"	Right Angle	S			•		•	•		•						•	•	•				•
3.50 MHz Dual Element Thickness Transducer																							
TXC3M50EP-1	1/2"	Right Angle	S			•		•	•		•						•	•	•				•
5.00 MHz Dual Element Thickness Transducer																							
TXC5M00BP-4	3/16"	Right Angle	S			•				•			•	•			•	•	•				•
TXC5M00CP-4	1/4"	Right Angle	S			•				•			•	•			•	•	•				•
TXC5M00CP-10	1/4"	Right Angle	HD	•		•				•			•	•			•	•	•				•
TXC5M00CP-8	1/4"	Hi Temp	S			•				•			•	•			•	•	•				•
TXC5M00EP-3	1/2"	Right Angle	S			•				•			•	•			•	•	•				•
7.50 MHz Dual Element Thickness Transducer																							
TXC7M50BP-3	3/16"	Right Angle	S			•				•			•	•	•		•	•	•				•
TXC7M50CP-4	1/4"	Right Angle	S			•				•			•	•	•		•	•	•				•
TXC7M50CP-6	1/4"	Right Angle	HD	•		•				•			•	•	•		•	•	•				•
10.0 MHz Dual Element Thickness Transducer																							
TXC10M0BP-1	3/16"	Right Angle	S			•							•		•	•	•	•	•				•
TXC10M0CP-4	1/4"	Right Angle	S			•							•		•	•	•	•	•				•
15.0 MHz Single Element Transducer																							
TXC15M0CM	1/4"	Right Angle	S				•			•			•		•	•					•	•	•
20.0 MHz Single Element Transducer																							
TXC20M0CM	1/4"	Right Angle	S					•		•			•		•	•					•	•	•

Delay Lines

Each single element transducer is supplied complete with 9mm and 12mm acrylic delay lines suitable for measuring on steel, aluminium and titanium. If measuring on thin plastics using Plastic Mode (PLAS), a graphite delay line must be used. These are available to purchase as optional accessories.

Part Number	Description
T92016528	Acrylic Delay Line; 1/4 Dia x 9mm
T92016529	Acrylic Delay Line; 1/4 Dia x 12mm
T92023853-4	Graphite Delay Line; 1/4 Dia x 3/8"

All transducers are supplied with a calibration certificate

HD - Highly damped Transducer

CT - Damped Coating Thickness Transducer

S - Standard undamped Transducer

To select another transducer from the one supplied with the gauge please remove TXC from the part number

Calibration Standards and Ultrasonic Couplant

Calibration blocks are available as a set or individually, allowing users to select the most appropriate thickness for their application. Elcometer calibration standards are manufactured from 4340 steel to a tolerance of $\pm 0.1\%$ of the nominal thickness and are supplied complete with calibration certificates.

Part Number	Description
Calibration Standard Sets	
T920CALSTD-SET1	Calibration Standard Set; Nominal Thickness; 2-30mm (0.08-1.18") ^{1,2} <i>Comprising of; 2, 5, 10, 15, 20, 25 & 30mm (0.08, 0.20, 0.39, 0.59, 0.79, 0.98 & 1.18"), complete with holder and calibration certificate.</i>
T920CALSTD-SET2	Calibration Standard Set; Nominal Thickness; 40 - 100mm (1.57 - 3.94") ^{1,2} <i>Comprising of; 40, 50, 60, 70, 80, 90 & 100mm (1.57, 1.97, 2.36, 2.76, 3.15, 3.54 & 3.94"), complete with holder and calibration certificate.</i>
T920CALSTD-HLD	Calibration Holder; for thicknesses up to 100mm (3.94").

Part Number		
Individual Calibration Standards	Nominal Thickness (mm)	Nominal Thickness (Inches) ¹
T920CALSTD-2	2	0.078
T920CALSTD-5	5	0.196
T920CALSTD-10	10	0.393
T920CALSTD-15	15	0.590
T920CALSTD-20	20	0.787
T920CALSTD-25	25	0.984
T920CALSTD-30	30	1.181
T920CALSTD-40	40	1.574
T920CALSTD-50	50	1.966
T920CALSTD-60	60	2.362
T920CALSTD-70	70	2.755
T920CALSTD-80	80	3.149
T920CALSTD-90	90	3.543
T920CALSTD-100	100	3.937

Ultrasonic Couplant & Adaptors

Elcometer has developed a viscous gel to work on both horizontal and vertical surfaces. The temperature range for regular couplant is -15 to 104°C (5 to 220°F). The Elcometer high temperature gel has a range of up to 398°C (750°F) for use with high temperature transducers.



Part Number	Description
T92015701	Ultrasonic Couplant; 120ml (4fl oz)
T92024034-7	Ultrasonic Couplant; 300ml (10fl oz)
T92024034-3	Ultrasonic Couplant; 3.8 litres (1 US Gallon)
T92015701-5	Ultrasonic Couplant; 120ml (4fl oz), Pack of 5 Bottles
T92024034-8	Ultrasonic Couplant; 500ml (17fl oz)
T92024034-9	High Temperature Couplant*; 60ml (2fl oz)
T92024034-10	High Temperature Couplant*; 60ml (2fl oz), Pack of 2

Transducer Adaptor

These adaptors allow single & dual element, 'non-intelligent' and other transducers with lemo connectors from Elcometer and other manufacturers, to be used with the MTG & PTG product range.



Part Number	Description	Suitable for					
		MTG2	MTG4	MTG6	MTG8	PTG6	PTG8
T92024911 Dual Element ³	Transducer Adaptor	•	•	•	•		
T92025657 Single Element ⁴	Transducer Adaptor					•	•

¹ Imperial values for information purposes only. Calibration standards are manufactured and measured in millimetres.

² PTG nominal thickness is only 2 - 25mm.

³This adaptor allows dual element, 'non-intelligent' and other transducers with Lemo Connectors from Elcometer and other manufacturers to be used with the MTG product range. See website for the full list of transducers www.elcometer.com.

⁴This adaptor allows single element, 'non-intelligent' and other transducers with Lemo Connectors from Elcometer and other manufacturers to be used with the PTG product range. See website for the full list of transducers www.elcometer.com.

*For use with high temperature transducers up to 398°C (750°F)

Velocity chart of Preset Materials

Velocity chart for the preset choice of 39 materials in the MTG4, MTG6, MTG8, PTG6 & PTG8

Elcometer Material Number	Material Description (Chemical Symbol/ Grouping)	Material Name	Sound Velocity (m/sec)	Sound Velocity (in/μsec)	Source of Value
					NPL = National Physics Laboratory ASNT = The American Society for Non destructive Testing Industry = Industry knowledge
1	Fe	Iron (soft)	5960	0.235	NPL
2	Fe	Iron Cast	4990	0.196	NPL
3	Al	Aluminium (7075-T6)	6350	0.250	ASNT
4	Ti	Titanium	6100	0.240	ASNT
5	Mg	Magnesium	5790	0.228	ASNT
6	Ni	Nickel	5630	0.222	ASNT
7	W	Tungsten	5180	0.204	ASNT
8	Cu	Copper	4660	0.183	ASNT
9	Zn	Zinc	4190	0.165	NPL
10	Ag	Silver	3600	0.142	Industry
11	Sn	Tin	3380	0.133	NPL
12	Pt	Platinum	3260	0.128	NPL
13	Au	Gold	3240	0.128	NPL
14	Cd	Cadmium	2780	0.109	NPL
15	Bi	Bismuth	2180	0.086	Industry
16	Pb	Lead	2160	0.085	ASNT
17	Cobalt-chromium Alloy	Stellite	6990	0.275	Industry
18	Iron Alloy	Steel (Carbon 1018)	5920	0.233	Industry
19	Iron Alloy	Steel (Alloy 4340)	5850	0.230	Industry
20	Nickle-chromium Alloy	Inconel (625)	5820	0.229	Industry
21	Silver Alloy	Stainless Steel, (Austentic 304)	5660	0.233	ASNT
22	Copper Alloy	Constantan	5180	0.204	NPL
23	Copper-nickel Alloy	German Silver	4760	0.187	Industry
24	Copper-zinc Alloy	Brass (Naval)	4430	0.174	ASNT
25	Non-metal	Glass (Quartz)	5930	0.233	ASNT
26	Non-metal	Glass (Crown)	5660	0.223	NPL
27	Non-metal	Glass (Flint)	5260	0.207	NPL
28	Non-metal	Porcelain	5840	0.230	Industry
29	Non-metal	Plexiglas	2760	0.109	Industry
30	Non-metal	Glass Fibre	2740	0.108	Industry
31	Non-metal	Nylon	2680	0.106	NPL
32	Non-metal	Epoxy Resin	2540	0.100	Industry
33	Non-metal	Polystyrene	2350	0.093	NPL
34	Non-metal	PVC	2330	0.092	NPL
35	Non-metal	Rubber (Butyl)	1830	0.072	Industry
36	Non-metal	Rubber (Natural)	1600	0.063	NPL
37	Non-metal	Polyurethane	1780	0.070	Industry
38	Non-metal	Teflon	1400	0.055	NPL
39	Non-metal	Water	1490	0.059	ASNT

ElcoMaster® is a fast, easy to use software and mobile app for all your data management, reporting and quality assurance needs.

It's not just taking measurements but what you do with the collected data that matters.

As inspectors can spend up to 30% of their work week producing reports, ElcoMaster® saves time and money by producing professional bespoke reports in seconds - even when out on site.

Easy to connect

Using ElcoMaster's® gauge wizard, connecting a gauge & downloading data (via Bluetooth® or USB) is fast and easy.



Export, print or send

Export, print, .pdf or email directly from ElcoMaster® at the click of a button.



PDF



Email



Cloud

Import existing reports

Scan your existing report into ElcoMaster® and drag and drop all your data where you want it, then simply save and print.

Cloud

Multi-site access through secure cloud computing.

ElcoMaster® gives you the power to review your data and produce professional reports quickly and easily.

Internal wizards guide you through each step, from connecting a gauge to generating a report.

Features:

- Produce and combine measurements from any Elcometer inspection gauge in one report
- Add photographs, limits & notes to your reports
- Export to Excel or other spreadsheet formats
- Print, email or generate .pdf reports
- Design your own reports and drag & drop readings or statistics onto the report
- Combine multiple batches into one report
- Communicate and link with ElcoMaster® Mobile
- Automatic upgrade notifications inform and allow users to upgrade their Elcometer gauges & ElcoMaster® software in the field

ElcoMaster® Mobile for iPhone and Android™ allows users to:

- Transfer live readings or batches from Elcometer Bluetooth® gauges to mobile phones, tablets or PC's
- Collect data via collection image templates, identifying where each reading should be taken¹
- Provides instant data analysis remotely and emails key data, including readings, notes & photographs, etc. - generating .pdf reports² from the field to the office

For more information please visit our website at elcometer.com.



¹ Available on Android only

² Available on iOS devices only



ENGLAND

Elcometer Limited
Manchester M43 6BU
Tel: +44 (0)161 371 6000
Fax: +44 (0)161 371 6010
sales@elcometer.com
www.elcometer.com

BELGIUM

Elcometer SA
Tel: +32 (0)4 379 96 10
Fax: +32 (0)4 374 06 03
be_info@elcometer.com
www.elcometer.be

FRANCE

Elcometer Sarl
Tel: +33 (0)2 38 86 33 44
Fax: +33 (0)2 38 91 37 66
fr_info@elcometer.com
www.elcometer.fr

GERMANY

Elcometer Instruments GmbH
Tel: +49(0)7361 52806 0
Fax: +49(0)7361 52806 77
de_info@elcometer.com
www.elcometer.de

THE NETHERLANDS

Elcometer NL
Tel: +31 (0)30 259 1818
Fax: +31 (0)30 210 6666
nl_info@elcometer.com
www.elcometer.nl

JAPAN

Elcometer KK
Tel: +81-(0)3-6869-0770
Fax: +81-(0)3-6433-1220
jp_info@elcometer.com
www.elcometer.jp

REPUBLIC OF SINGAPORE

Elcometer (Asia) Pte Ltd
Tel: +65 6462 2822
Fax: +65 6462 2860
asia@elcometer.com
www.elcometer.com.sg

UNITED ARAB EMIRATES

EL Inspection & Blasting
Equipment LLC
Tel: +971 4 295 0191
Fax: +971 4 295 0192
uae_sales@elcometer.com
www.elcometer.ae

USA

MICHIGAN
Elcometer Inc
Tel: +1 248 650 0500
Toll Free: 800 521 0635
Fax: +1 248 650 0501
inc@elcometer.com
www.elcometer.com

TEXAS

Elcometer of Houston
Tel: +1 713 450 0631
Toll Free: 800 521 0635
Fax: +1 713 450 0632
inc@elcometer.com
www.elcometer.com

elcometer®
NDT
www.elcometerNDT.com

Elcometer MTG6, MTG8 & PTG8: Made for iPhone 6 Plus, iPhone 6, iPhone 5s, iPhone 5c, iPhone 5, iPhone 4s, iPhone 4, iPad Air 2, iPad mini 3, iPad Air, iPad mini 2, iPad (3rd and 4th generation), iPad mini, iPad 2, and iPod touch (4th and 5th generation). "Made for iPod," "Made for iPhone," and "Made for iPad" mean that an electronic accessory has been designed to connect specifically to iPod touch, iPhone, or iPad, respectively, and has been certified by the developer to meet Apple performance standards. Apple is not responsible for the operation of this device or its compliance with safety and regulatory standards. Please note that the use of this accessory with iPod touch, iPhone, or iPad may affect wireless performance. iPad, iPhone, and iPod touch are trademarks of Apple Inc., registered in the U.S. and other countries. App Store is a trademark of Apple Inc., registered in the U.S. and other countries. Suitable for mobile devices running Android™ software version 2.1 and upwards. Android™ and Google Play are trademarks of Google Inc. Elcometer and ElcoMaster are registered trademarks of Elcometer Limited. ThruPaint™ is a trademark of Elcometer Limited. All other trademarks are acknowledged.

Due to our policy of continuous improvement, Elcometer Limited reserves the right to change specifications without notice.

© Elcometer Limited, 2017. All rights reserved. No part of this document may be reproduced, transmitted, stored (in a retrieval system or otherwise), or translated into any language, in any form, or by any means, without the prior written permission of Elcometer Limited.

elcometer®